

Granudacyn® irrigation solution and Gel for cleaning, moistening and rinsing

Granudacyn® is a wound irrigation solution for cleansing and moisturising acute, chronic and contaminated wounds as well as for first and second degree burns. Hypochlorous acid (HOCl) ensures safe preservation and makes Granudacyn a reliable wound irrigation solution. HOCl prevents the proliferation of Gram+ and Gram- bacteria including; MRSA, ORSA, VRSA, VRE, viruses, fungi and spores¹.

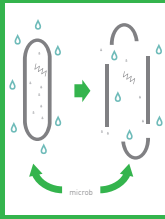
Granudacyn® advantages

- Cleans the wound mechanically
- Is free of germs and pH neutral
- Is non-cytotoxic and non-irritant
- Is hypotonic
- Is free of heavy metals
- Reduces wound malodour²
- Shelf life 24 months for irrigation solution and 18 months for gel
- First choice for peritoneal lavage²
- Can be applied on CNS tissue, cartilage and bones
- Well suited for cavities and fistulas
- Can remain in the wound



How Granudacyn® works

Granudacyn® is preserved to allow multi-patient use for up to 60 days (solution) and 90 days (gel) after opening. To ensure the safe use after opening, the Granudacyn products are preserved with hypochlorous acid, a substance naturally generated in the human body by activated neutrophils².



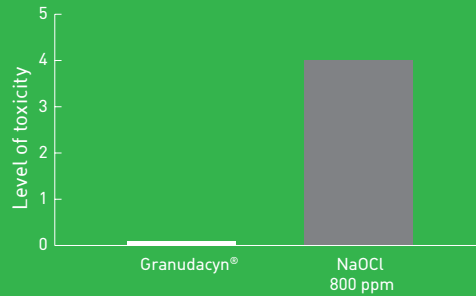
1. Disrupts the cell wall structures
Granudacyn Irrigation solution surrounds the microorganisms, and the hypochlorous acid penetrates the cell wall of the microorganism and increases its permeability³.



2. Osmolysis leads to cell burst
The hypotonic nature of the Granudacyn Irrigation solution causes water to flow into the cells. The result is osmolysis: the increasing internal pressure causes the cells to burst.

Cytotoxicity⁴

Granudacyn caused neither toxicological nor biological damages to a subconfluent layer of mouse fibroblasts (L929). In contrast, the test substance with a NaOCl concentration of 800 ppm led to cytotoxic reaction in mouse fibroblasts³. Granudacyn is graded not cytotoxic.



Composition: Granudacyn contains water, sodium chlorite, sodium hypochlorite and hypochlorous acid. The relative concentration of HOCl and NaOCl is pH dependent. At neutral pH Granudacyn Wound Irrigation solution contains 50 ppm HOCl and 50 ppm NaOCl and Wound gel contains 40 ppm HOCl and 40 ppm NaOCl.

Storage: Granudacyn solution has a shelf life of 24 months after manufacturing and 60 days after opening. Granudacyn wound gel has a shelf life of 18 months after manufacturing and 90 days after opening. Granudacyn solution and gel can be stored at room temperature.

Manufacturer: P.G.F. Industry Solutions GmbH, Austria.

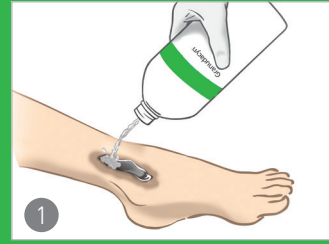
Distributor: Mölnlycke Health Care AB.

CE Certificate: 44 232 160605 [0044 TÜV Nord].

Class: IIb

How to use Granudacyn®

Irrigation solution and spray: designed for cleaning and for precise application.



1. Effective wound cleansing with Granudacyn® Irrigation solution.



2A. Spray from a distance of approx. 15–30cm to the cleaned wound.



2B. Clean the wound or apply onto the wound with a soaked compress.



3. Can be combined with standard wound dressings.

Product information

Product	Content	Article code	Shelf life	Pcs/trnsp.
Granudacyn Wound irrigation solution	50ml spray	360150	24 months	20
	250ml spray	360100		15
	500ml	360101		12
	1000ml	360102		6
	500ml NPWT	360103		12
	1000ml NPWT	360104		6
Granudacyn Wound gel	50g	360107	18 months	12
	100g spray	360108		12
	250g spray	360106		15

Granudacyn can be used for the irrigation, cleaning and decontamination of the following wound-types:

- All chronic wounds of any depths, such as diabetic foot ulcers, pressure ulcers, venous leg ulcers, etc.
- All acute wounds, such as cuts, bite wounds, lacerations, abrasions, etc.
- Surgery wounds (intraoperative and postoperative)
- Wounds with exposed cartilage, tendons, ligaments and/or bones
- Burns 1st and 2nd degree
- Radiation ulcer
- Fistulas and abscesses

References: 1. In-vitro suspension test (EN13727, EN 13624, EN 13704, EN 14476 – phase 2) with Granudacyn® wound irrigation solution. 2. Consensus on Wound Antisepsis: Update 2018, Skin Pharmacol Physiol 2018;31:28–58, DOI: 10.1159/000481545. 3. Fukuzaki, Biocontrol Science, 2006, Vol. 11, No. 4, 147–157. 4. Method Ph. Eur. 2.2.35, test conducted by BIOSERV Analytik- und Medizinprodukte GmbH, Rostock, Germany.

Find out more at www.molnlycke.com

Mölnlycke Health Care AB, Box 13080, Gamlestadsvägen 3C, SE-402 52 Göteborg, Sweden. Phone + 46 31 722 30 00. The Mölnlycke and Granudacyn trademarks, names and logos are registered globally to one or more of the Mölnlycke Health Care group of companies. © 2020 Mölnlycke Health Care. All rights reserved. HQIM000948

Mölnlycke®